

# Dresser\* Style 90\* Compression Gas Service Fittings

Seal-only products for joining steel pipe  
to steel pipe



Over the years, millions of GE's Dresser Products' Style 90 Fittings have been installed on natural gas service lines where they have helped to speed installation and cut costs.

Style 90 couplings and fittings consist of a cast iron or forged steel body; two resilient, specially compounded gaskets; two steel, self-centering protective gasket retainer cups, and two heavy end nuts. All fittings are shipped assembled and ready-to-use.



### Gasket Retainer Cup

- Cup-shaped design protects gasket
- Prevents friction between the gasket and end nut, resulting in consistent high performance
- Eliminates gasket interference in end nut threads, providing an accurate sense of tightness
- Closely confines the gasket, permitting more clearance between the end nut and pipe, and greater pipe deflection

### Body

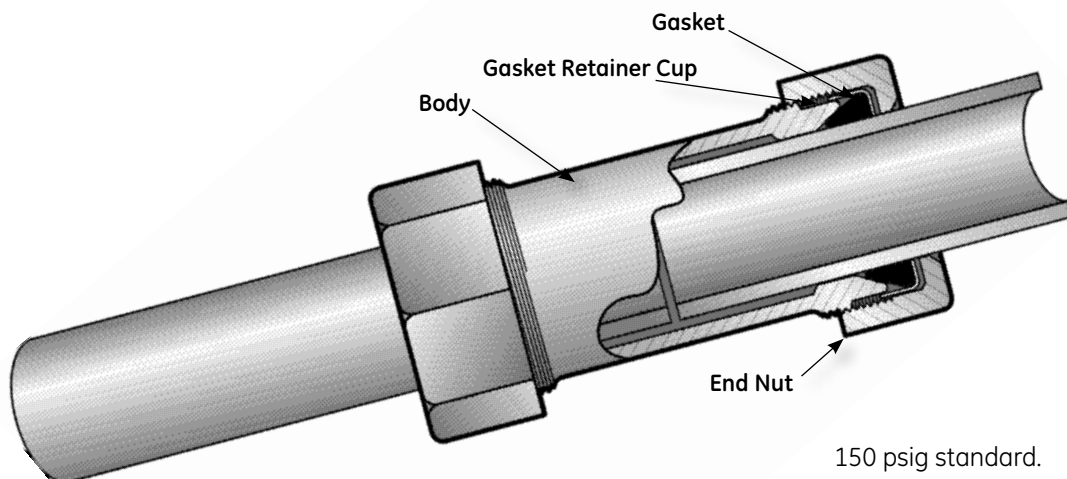
- Machined, wedge-shaped flare provides a perfect gasket seat and uniform pack at all points
- Thickness always at least equal to that of pipe (on couplings, ells & tees)
- Longitudinal pipe movement up to 1/16" per gasket may be safely absorbed
- Made of rugged iron or steel

### Gasket

- An ample, wedge-shaped section gives reserve packing power and high gasket pressure
- Scientifically compounded rubber is made to last the life of the pipe
- Interchangeable with most of the corresponding sizes of gaskets used in Style 38 bolted couplings

### End Nut

- High-grade iron, perfectly formed and rigidly inspected
- Long threading affords reserve "take-up" on gasket when needed and prevents stripping
- Clearance between pipe and nut permits more deflection of pipe (Possible because the gasket retainer cup also confines gasket)
- Robust thread design resists stripping. (Test torques of 600 ft. lbs. reveal no stripping)
- Coarse, rugged threads make for easy starting



150 psig standard.  
Other pressures available upon request.

## Style 90 Insulating Couplings with Full-sleeve Insulators

With the Style 90 insulating coupling, a full length body insulator, together with the insulating gasket, effectively isolates the insulating end of the coupling from the pipe. The body insulator also facilitates installation of the coupling and aids correct reassembly if the coupling is disassembled. A high resistance, gas-tight insulating joint is provided, even with pipe-end deflection of up to 3 degrees.

Also, the sliding pipe-end spacer assures proper separation of pipe ends within the coupling for effective insulation. The full-sleeve insulator working in combination with the pipe-end spacer makes proper installation of the Style 90 insulating coupling virtually foolproof.

## Style 90 Tap-N-Valve® Tees

Dresser "Tap-N-Valve" service fittings are equipped with tools which retain the slug cut from the main. During the tapping process, a gradual inward deformation of the abrading edges of the tool forms a positive, mechanical interlock between the tool and the slug, holding it permanently.

The tapered design of the tool forms a raised conical valve seat on the surface of the main, providing a honed metal-to-metal seal for positive shut-off at any time.

All weld inlet tees are supplied with weld splatter caps as standard.

**From main to meter, a complete line of Dresser Style 90 fittings is available for joining your gas service line**

## Style 90 Meter Bend Adapters

Here is a flexible meter bend which permits shop pre-fabrication of meter settings, and protects meter and service from many of the hazards of trenching, grading and landscaping at a later date.

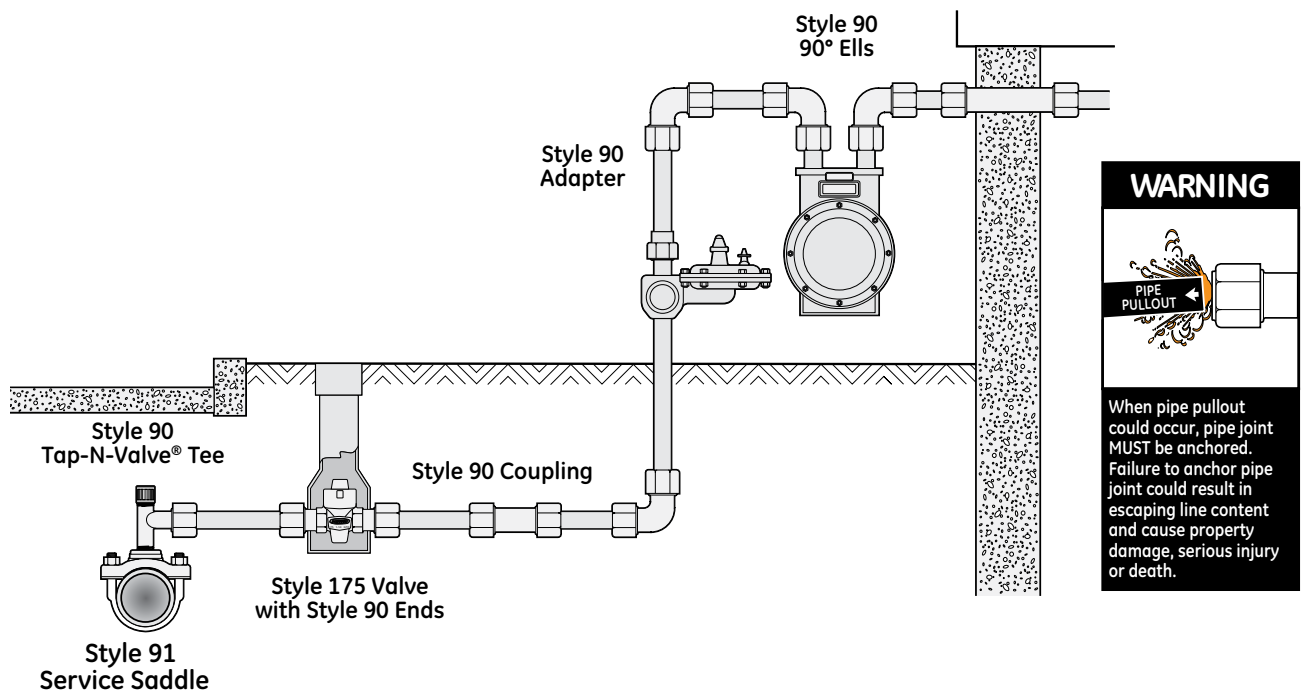
The factory-formed bend holds the regulator level. The union type connection afforded by the Style 90 end permits raising or lowering of the riser pipe to provide needed adjustment and to minimize possible stresses and strains on the meter and regulator. The meter bend adapter can be equipped with either plain, ARMORED® or insulating gaskets.

## Style 90 Riser Tee

Style 90 riser tees provide a flexible and convenient, low cost method of running low-pressure services at normal depths off deeply buried mains, thus saving on excavation costs. If desired, the tap can be completed through the tee, and the service can be shut off with a stopper device.

## Style 90 Brass Insulating Street Tees

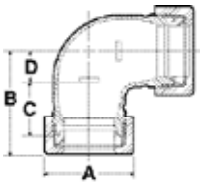
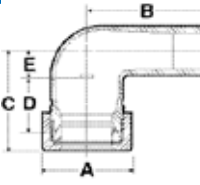
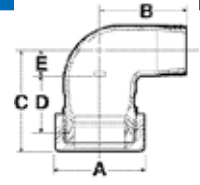
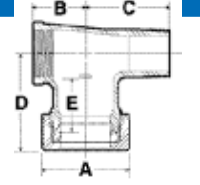
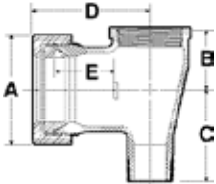
Style 90 brass insulating street tees are recommended for use in place of malleable street tees on cast iron mains where excessive corrosion is a problem. This street tee is cathodic to cast iron pipe and is insulated from the steel service line. These tees are manufactured to meet A.S.A. standards for brass fittings by a special method which assures more uniform wall thickness, better surface finish and greater dimensional accuracy.



## Style 90 Gas Service Fittings for Steel to Steel Pipe Connections (Seal Only)

| Nominal Size (IPS) (in.)                                | Outside Diameter (O.D.) (in.) | E-Coat Part Number | Overall Dimensions |         |       |        |   | Dimension Drawings |
|---|-------------------------------|--------------------|--------------------|---------|-------|--------|---|--------------------|
|   |                               |                    | A                  | B       | C     | D      | E |                    |
| <b>Cast Couplings With 5" Middle Ring - Seal Only</b>   |                               |                    |                    |         |       |        |   |                    |
| 1/2   | .840                          | 0090-0014-082      | 2                  | 5-7/8   | 5     | -      | - |                    |
| 3/4   | 1.050                         | 0090-0001-082      | 2-7/32             | 5-7/8   | 5     | -      | - |                    |
| 1   | 1.315                         | 0090-0002-082      | 2-9/16             | 5-7/8   | 5     | -      | - |                    |
| 1-1/4   | 1.660                         | 0090-0003-082      | 3                  | 5-7/8   | 5     | -      | - |                    |
| 1-1/2   | 1.900                         | 0090-0004-082      | 3-3/8              | 5-5/16  | 5     | -      | - |                    |
| 2   | 2.375                         | 0090-0005-082      | 4                  | 6-1/8   | 5     | -      | - |                    |
| <b>Steel Couplings With 5" Middle Ring - Seal Only</b>  |                               |                    |                    |         |       |        |   |                    |
| 3/4   | 1.050                         | 0090-2101-082      | 2-7/32             | 5-7/8   | 5     | -      | - |                    |
| 1   | 1.315                         | 0090-2102-082      | 2-9/16             | 5-7/8   | 5     | -      | - |                    |
| 1-1/4   | 1.660                         | 0090-2103-082      | 3                  | 5-7/8   | 5     | -      | - |                    |
| 1-1/2   | 1.900                         | 0090-2104-082      | 3-3/8              | 5-5/16  | 5     | -      | - |                    |
| 2   | 2.375                         | 0090-2105-082      | 4                  | 6-1/8   | 5     | -      | - |                    |
| <b>Steel Couplings With 10" Middle Ring - Seal Only</b> |                               |                    |                    |         |       |        |   |                    |
| 3/4   | 1.050                         | 0090-0090-082      | 2-7/32             | 10-7/8  | 10    | -      | - |                    |
| 1   | 1.315                         | 0090-0091-082      | 2-9/16             | 10-7/8  | 10    | -      | - |                    |
| 1-1/4   | 1.660                         | 0090-0092-082      | 3                  | 10-7/8  | 10    | -      | - |                    |
| 1-1/2   | 1.900                         | 0090-0093-082      | 3-3/8              | 10-7/8  | 10    | -      | - |                    |
| 2   | 2.375                         | 0090-0094-082      | 4                  | 11-1/8  | 10    | -      | - |                    |
| <b>Reducing Couplings - Seal Only</b>                   |                               |                    |                    |         |       |        |   |                    |
| 3/4 x 1/2   | 1.050 x .840                  | 0090-0590-082      | 2-7/32             | 5-7/8   | 5     | 2      | - |                    |
| 1 x 3/4   | 1.315 x 1.050                 | 0090-0580-082      | 2-9/16             | 5-7/8   | 5     | 2-7/32 | - |                    |
| 1-1/4 x 3/4   | 1.660 x 1.050                 | 0090-0581-082      | 3                  | 5-7/8   | 5     | 2-7/32 | - |                    |
| 1-1/4 x 1   | 1.660 x 1.315                 | 0090-0582-082      | 3                  | 5-7/8   | 5     | 2-9/16 | - |                    |
| 1-1/2 x 3/4   | 1.900 x 1.050                 | 0090-0583-082      | 3-3/8              | 5-7/8   | 5     | 2-7/32 | - |                    |
| 1-1/2 x 1   | 1.900 x 1.315                 | 0090-0584-082      |                    | 5-7/8   | 5     |        | - |                    |
| 1-1/2 x 1-1/4   | 1.900 x 1.660                 | 0090-0585-082      | 3-3/8              | 5-7/8   | 5     | 3      | - |                    |
| 2 x 3/4   | 2.375 x 1.050                 | 0090-0586-082      | 4                  | 6       | 5     | 2-7/32 | - |                    |
| 2 x 1   | 2.375 x 1.315                 | 0090-0587-082      | 4                  | 6       | 5     |        | - |                    |
| 2 x 1-1/4   | 2.375 x 1.660                 | 0090-0589-082      | 4                  | 6       | 5     | 3      | - |                    |
| 2 x 1-1/2   | 2.375 x 1.900                 | 0090-0591-082      | 4                  | 6       | 5     | 3-3/8  | - |                    |
| <b>45° ELLS - Seal Only</b>                             |                               |                    |                    |         |       |        |   |                    |
| 1   | 1.315                         | 0090-0212-082      | 2-9/16             | 2-13/32 | 1-5/8 | 11/32  | - |                    |
| 1-1/4   | 1.660                         | 0090-0213-082      | 3                  | 2-11/16 | 1-7/8 | 3/8    | - |                    |
| 1-1/2   | 1.900                         | 0090-0214-082      | 3-3/8              | 2-29/32 | 2     | 7/16   | - |                    |
| 2   | 2.375                         | 0090-0215-082      | 4                  | 3-3/8   | 2-1/4 | 9/16   | - |                    |

## Style 90 Gas Service Fittings for Steel to Steel Pipe Connections (Seal Only)

| Nominal Size (IPS) (in.)                     | Outside Diameter (O.D.) (in.) | E-Coat Part Number | Overall Dimensions |         |         |         |       | Dimension Drawings  |
|--|-------------------------------|--------------------|--------------------|---------|---------|---------|-------|---|
|  |                               |                    | A                  | B       | C       | D       | E     |   |
| <b>90° Ells - Seal Only</b>                  |                               |                    |                    |         |         |         |       |    |
| 3/4  | 1.050                         | 0090-0241-082      | 2-7/32             | 3-1/8   | 2       | 11/16   | -     |   |
| 1  | 1.315                         | 0090-0242-082      | 2-9/16             | 3-1/16  | 2       | 3/4     | -     |   |
| 1-1/4  | 1.660                         | 0090-0243-082      | 3                  | 3-1/4   | 1-7/8   | 15/16   | -     |   |
| 1-1/2  | 1.900                         | 0090-0244-082      | 3-3/8              | 3-19/32 | 2       | 1-1/8   | -     |   |
| 2  | 2.375                         | 0090-0245-082      | 4                  | 4-3/16  | 2-1/4   | 1-3/8   | -     |   |
| <b>Plain End 90° Street Ells - Seal Only</b> |                               |                    |                    |         |         |         |       |    |
| 3/4  | 1.050                         | 0090-0270-082      | 2-7/32             | 3-9/8   | 3       | 2       | 9/16  |   |
| 1  | 1.315                         | 0090-0271-082      | 2-9/16             | 3-3/8   | 2-13/16 | 1-5/8   | 3/4   |   |
| 1-1/4  | 1.660                         | 0090-0272-082      | 3                  | 4       | 3-3/16  | 1-7/8   | 7/8   |   |
| 1-1/2  | 1.900                         | 0090-0273-082      | 3-3/8              | 4-5/16  | 3-15/32 | 2       | 1     |   |
| 2  | 2.375                         | 0090-0274-082      | 4                  | 5-1/8   | 4-1/16  | 2-1/4   | 1-1/4 |   |
| <b>Threaded End 90° Ells</b>                 |                               |                    |                    |         |         |         |       |    |
| 3/4  | 1.050                         | 0090-0330-082      | 2-7/32             | 2       | 3       | 2       | 9/16  |   |
| 1  | 1.315                         | 0090-0331-082      | 2-9/16             | 2-5/16  | 2-13/16 | 1-5/8   | 3/4   |   |
| 1-1/4  | 1.660                         | 0090-0332-082      | 3                  | 2-7/8   | 3-3/16  | 1-7/8   | 7/8   |   |
| 1-1/2  | 1.900                         | 0090-0333-082      | 3-3/8              | 2-7/8   | 3-15/32 | 2       | 1     |   |
| 2  | 2.375                         | 0090-0334-082      | 4                  | 2-5/16  | 4-1/16  | 2-1/4   | 1-1/4 |   |
| <b>Street Tees - Seal Only</b>               |                               |                    |                    |         |         |         |       |  |
| 3/4  | 1.050                         | 0090-0390-082      | 2-7/32             | 1-15/16 | 2-1/16  | 3       | 2     |   |
| 1  | 1.315                         | 0090-0391-082      | 2-9/16             | 1-5/8   | 2-3/4   | 2-13/16 | 1-5/8 |   |
| 1-1/4  | 1.660                         | 0090-0392-082      | 3                  | 1-13/16 | 2-7/8   | 3-3/16  | 1-7/8 |   |
| 1-1/2  | 1.900                         | 0090-0393-082      | 3-3/8              | 2       | 3-1/16  | 3-15/32 | 2     |   |
| 2  | 2.375                         | 0090-0394-082      | 4                  | 2-5/16  | 3-15/16 | 4-1/16  | 2-1/4 |   |
| <b>Reducing Street Tees - Seal Only</b>      |                               |                    |                    |         |         |         |       |  |
| 1-1/4 x 1-1/4 x 1                            | 1.660 x 1.660 x 1.315         | 0090-0451-082      | 2-9/16             | 1-3/4   | 2-3/4   | 2-15/16 | 1-5/8 |   |
| 1-1/4 x 1 x 1-1/4                            | 1.660 x 1.315 x 1.660         | 0090-0452-082      | 3                  | 1-13/16 | 2-7/8   | 3-3/16  | 1-7/8 |   |
| 1-1/2 x 1-1/2 x 1                            | 1.900 x 1.900 x 1.315         | 0090-0453-082      | 2-9/16             | 2       | 2-3/4   | 3-1/16  | 1-5/8 |   |
| 1-1/2 x 1-1/2 x 1                            | 1.900 x 1.900 x 1.660         | 0090-0454-082      | 3                  | 2       | 2-7/8   | 3-5/16  | 1-7/8 |   |
| 1-1/2 x 1 x 1-1/2                            | 1.900 x 1.315 x 1.900         | 0090-0455-082      | 3-3/8              | 2       | 3-1/16  | 3-15/32 | 2     |   |
| 1-1/2 x 1-1/4 x 1-1/2                        | 1.900 x 1.660 x 1.900         | 0090-0456-082      | 3-3/8              | 2       | 3-1/8   | 3-15/32 | 2     |   |
| 2 x 1-1/4 x 2                                | 2.375 x 1.660 x 2.375         | 0090-0458-082      | 4                  | 2-5/16  | 3-3/8   | 4-1/16  | 2-1/4 |   |
| 2 x 1-1/2 x 2                                | 2.375 x 1.900 x 2.375         | 0090-0459-082      | 4                  | 2-5/16  | 3-5/16  | 4-1/16  | 2-1/4 |   |

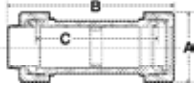

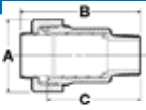
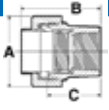

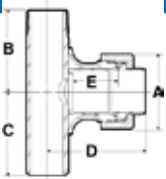
## Style 90 Gas Service Fittings for Steel to Steel Pipe Connections (Seal Only)

| Nominal Size (IPS) (in.)               | Outside Diameter (O.D.) (in.) | E-Coat Part Number | Overall Dimensions |         |         |         |         | Dimension Drawings |
|--|-------------------------------|--------------------|--------------------|---------|---------|---------|---------|--------------------|
|  |                               |                    | A                  | B       | C       | D       | E       |                    |
| <b>Welding Street Tees - Seal Only</b> |                               |                    |                    |         |         |         |         |                    |
| 3/4                                    | 1.050                         | 0090-0550-082      | 2-7/32             | 2-5/8   | 2-1/4   | 3-1/32  | 2-1/16  |                    |
| 1                                      | 1.315                         | 0090-0551-082      | 2-9/16             | 2-7/8   | 2-1/2   | 3-1/16  | 1-31/32 |                    |
| 1-1/4                                  | 1.660                         | 0090-0552-082      | 3                  | 2-3/16  | 3-5/16  | 3-7/32  | 1-15/16 |                    |
| 1-1/2                                  | 1.900                         | 0090-0553-082      | 3-3/8              | 2-29/32 | 3-5/16  | 3-15/16 | 2-1/2   |                    |
| 2                                      | 2.375                         | 0090-0554-082      | 4                  | 3-15/32 | 1-25/32 | 4-1/4   | 2-1/2   |                    |
| <b>Regular Tess - Seal Only</b>        |                               |                    |                    |         |         |         |         |                    |
| 3/4 x 3/4 x 3/4                        | 1.050 x 1.050 x 1.050         | 0090-0710-082      | 2-7/32             | 6-1/4   | 5-3/8   | 11/16   | 3-1/8   |                    |
| 1 x 1 x 1                              | 1.315 x 1.315 x 1.315         | 0090-0711-082      | 2-9/16             | 5-7/8   | 5       | 11/16   | 3-7/16  |                    |
| 1-1/4 x 1-1/4 x 1-1/4                  | 1.660 x 1.660 x 1.660         | 0090-0712-082      | 3                  | 6-13/32 | 5-17/32 | 15/16   | 3-1/4   |                    |
| 1-1/2 x 1-1/2 x 1-1/2                  | 1.900 x 1.900 x 1.900         | 0090-0713-082      | 3-3/8              | 5-7/8   | 5       | 15/16   | 4-5/16  |                    |
| 2 x 2 x 1-1/4                          | 2.375 x 2.375 x 1.660         | 0090-0717-082      | 4                  | 5-7/8   | 5       | 15/16   | 4-3/16  |                    |
| 2 x 2 x 2                              | 2.375 x 2.375 x 2.375         | 0090-0716-82       | 4                  | 8-1/8   | 7-1/4   | 1-3/8   | 4-3/16  |                    |
| <b>Male Adapters - Seal Only</b>       |                               |                    |                    |         |         |         |         |                    |
| 1 x 1 MIPS                             | 1.315                         | 0090-0741-082      | 2-9/16             | 4-1/4   | 3-13/16 | -       | -       |                    |
| 1 x 1-1/4 MIPS                         | 1.315                         | 0090-0749-082      | 2-9/16             | 5-3/16  | 4-3/4   | -       | -       |                    |
| 1-1/4 x 1-1/4 MIPS                     | 1.660                         | 0090-0757-082      | 3                  | 4-7/16  | 3-7/8   | -       | -       |                    |
| 1-1/2 x 1-1/2 MIPS                     | 1.900                         | 0090-0743-082      | 3-3/8              | 4-9/16  | 3-7/8   | -       | -       |                    |
| 2 x 2 MIPS                             | 2.375                         | 0090-0744-082      | 4                  | 4-11/16 | 4       | -       | -       |                    |
| <b>Line Caps - Seal Only</b>           |                               |                    |                    |         |         |         |         |                    |
| 3/4                                    | 1.050                         | 0090-0860-082      | 2-7/32             | 3-1/8   | 2-11/16 | -       | -       |                    |
| 1                                      | 1.315                         | 0090-0861-082      | 2-9/16             | 3-1/8   | 2-11/16 | -       | -       |                    |
| 1-1/4                                  | 1.660                         | 0090-0862-082      | 3                  | 3-1/8   | 2-11/16 | -       | -       |                    |
| 1-1/2                                  | 1.900                         | 0090-0863-082      | 3-3/8              | 3-5/32  | 2-11/16 | -       | -       |                    |
| 2                                      | 2.375                         | 0090-0864-082      | 4                  | 3-1/4   | 2-11/16 | -       | -       |                    |

## Insulating Fittings for Joining Steel Pipe (Seal Only)

| Nominal Size (IPS) (in.)                                      | Outside Diameter (O.D.) (in.) | E-Coat Part Number | Overall Dimensions |         |   |   |   | Dimension Drawings |
|---|-------------------------------|--------------------|--------------------|---------|---|---|---|--------------------|
|   |                               |                    | A                  | B       | C | D | E |                    |
| <b>Cast Insulating Couplings - 5" Middle Ring - Seal Only</b> |                               |                    |                    |         |   |   |   |                    |
| 3/4   | 1.050                         | 0090-1677-192      | 2-7/32             | 6-3/8   | 5 | - | - |                    |
| 1   | 1.315                         | 0090-1678-192      | 2-9/16             | 6-3/8   | 5 | - | - |                    |
| 1-1/4   | 1.660                         | 0090-1679-192      | 3                  | 6-3/8   | 5 | - | - |                    |
| 1-1/2   | 1.900                         | 0090-1680-192      | 3-3/8              | 5-13/16 | 5 | - | - |                    |
| 2   | 2.375                         | 0090-1681-192      | 4                  | 6-5/8   | 5 | - | - |                    |

## Style 90 Gas Service Fittings for Steel to Steel Pipe Connections (Seal Only)

| Nominal Size<br>(IPS) (in.)                                    | Outside Diameter<br>(O.D.) (in.) | E-Coat<br>Part Number | Overall Dimensions |         |         |         |         | Dimension Draw-<br>ings   |
|--|----------------------------------|-----------------------|--------------------|---------|---------|---------|---------|---|
|  |                                  |                       | A                  | B       | C       | D       | E       |   |
| <b>Steel Insulating Couplings - 5" Middle Ring - Seal Only</b> |                                  |                       |                    |         |         |         |         |   |
| 3/4  | 1.050                            | 0090-2127-192         | 2-7/32             | 6-3/8   | 5       | -       | -       |    |
| 1  | 1.315                            | 0090-2128-192         | 2-9/16             | 6-3/8   | 5       | -       | -       |   |
| 1-1/4  | 1.660                            | 0090-2129-192         | 3                  | 6-3/8   | 5       | -       | -       |   |
| 1-1/2  | 1.900                            | 0090-2130-192         | 3-3/8              | 5-13/16 | 5       | -       | -       |   |
| 2  | 2.375                            | 0090-2131-192         | 4                  | 6-5/8   | 5       | -       | -       |   |
| <b>Steel Insulating Couplings - 10" Middle Ring- Seal Only</b> |                                  |                       |                    |         |         |         |         |   |
| 3/4  | 1.050                            | 0090-0120-091         | 2-7/32             | 11-3/8  | 10      | -       | -       |    |
| 1  | 1.315                            | 0090-0121-091         | 2-9/16             | 11-3/8  | 10      | -       | -       |   |
| 1-1/4  | 1.660                            | 0090-0122-091         | 3                  | 11-3/8  | 10      | -       | -       |   |
| 1-1/2  | 1.900                            | 0090-0123-091         | 3-3/8              | 11-3/8  | 10      | -       | -       |   |
| 2  | 2.375                            | 0090-0124-091         | 4                  | 11-5/8  | 10      | -       | -       |   |
| <b>Male Insulok Adapters - Seal Only</b>                       |                                  |                       |                    |         |         |         |         |   |
| 3/4  | 1.050                            | 0090-0800-039         | 2-7/32             | 3-7/16  | 2-3/4   | -       | -       |    |
| 1  | 1.315                            | 0090-0801-039         | 2-9/16             | 3-5/16  | 2-5/8   | -       | -       |   |
| 1-1/4  | 1.660                            | 0090-0802-039         | 3                  | 3-9/16  | 2-7/8   | -       | -       |   |
| <b>Female Insulok Adapters - Seal Only</b>                     |                                  |                       |                    |         |         |         |         |   |
| 3/4  | 1.050                            | 0090-0833-039         | 2-7/32             | 2-9/16  | 1-7/8   | -       | -       |   |
| 1  | 1.315                            | 0090-0831-039         | 2-9/16             | 2-13/16 | 2-1/8   | -       | -       |   |
| 1-1/4  | 1.660                            | 0090-0832-039         | 3                  | 2-15/16 | 2-1/4   | -       | -       |   |
| <b>Insulating Reducing Street Tees - Seal Only</b>             |                                  |                       |                    |         |         |         |         |   |
| 1-1/4 x 1-1/4 x 1  | 1.660 x 1.660 x 1.315            | 0090-0500-033         | 2-7/32             | 1-3/4   | 2-3/4   | 3-7/16  | 1-5/8   |  |
| 1-1/4 x 1 x 1-1/4  | 1.660 x 1.315 x 1.660            | 0090-0501-033         | 3                  | 1-3/16  | 2-7/8   | 3-11/16 | 1-7/8   |   |
| 1-1/2 x 1 x 1-1/2  | 1.900 x 1.315 x 1.900            | 0090-0502-033         | 3-3/8              | 2       | 3-1/16  | 4       | 2       |   |
| 1-1/2 x 1-1/4 x 1-1/2  | 1.900 x 1.660 x 1.900            | 0090-0503-033         | 3-3/8              | 2       | 3-1/8   | 4       | 2       |   |
| 1-1/2 x 1-1/2 x 1-1/4  | 1.900 x 1.900 x 1.660            | 0090-0506-033         | 3                  | 2       | 2-7/8   | 3-11/16 | 1-7/8   |   |
| 2 x 1-1/4 x 2  | 2.375 x 1.660 x 2.375            | 0090-0504-033         | 4                  | 2-5/16  | 3-3/8   | 4-9/16  | 2-1/4   |   |
| 2 x 1-1/2 x 2  | 2.375 x 1.900 x 2.375            | 0090-0505-033         | 4                  | 2-5/16  | 3-5/16  | 4-9/16  | 2-1/4   |   |
| <b>Insulating Welding Street Tees - Seal Only</b>              |                                  |                       |                    |         |         |         |         |   |
| 3/4  | 1.050                            | 0090-1470-033         | 2-7/32             | 2-5/8   | 2-1/4   | 3-1/2   | 2-1/16  |  |
| 1  | 1.315                            | 0090-1471-033         | 2-9/16             | 2-7/8   | 2-1/2   | 3-9/16  | 1-31/32 |   |
| 1-1/4  | 1.660                            | 0090-1472-033         | 3                  | 2-3/16  | 3-5/16  | 3-3/4   | 1-15/16 |   |
| 1-1/2  | 1.900                            | 0090-1473-033         | 3-3/8              | 2-29/32 | 3-15/32 | 4-7/16  | 2-1/2   |   |
| 2  | 2.375                            | 0090-1474-033         | 4                  | 3-15/32 | 3-25/32 | 4-3/4   | 2-1/2   |   |



**GE Oil & Gas**

41 Fisher Avenue  
Bradford, PA 16701  
T: +1 814 362 9200  
F: +1 814 362 9333

Visit us online at: [www.ge.com/energy](http://www.ge.com/energy)

©2014, General Electric Company  
All Rights Reserved

\*Trademark of General Electric Company