



Becker* Products Series Manual Control Valve

GE's Becker* Products' Series Manual Control Valve (MCV) provides manual operation of pneumatic valve actuators. GE's MCV is well suited for maintenance and manual operation of control valves, and it allows the user to override the primary control instrumentation and move the control valve actuator in any position. The unique safety button feature of the MCV helps mitigate against unintentional operation. For additional security, optional locking features are available.




Figure 1 - Manual Control Valve (MCV)

The MCV provides convenient manual operation of control valve actuators for routine maintenance or emergency situations.

Operational Design and Features

- Ideal for operation of control valve actuators during routine maintenance or emergency situations
- Helpful in facilitating troubleshooting of control instrumentation as well as valve actuators
- Reliable, with a maintenance-free design
- Safer, with a unique safety button feature that prevents accidental operation
- Compatible with almost all pneumatic valve actuators
- Available with handle lock out provision and limit switch

Broad Compatibility

- RPDA actuators
- RPSR actuators
- SYDA actuators
- SYSR actuators
- LPDA actuators
- LPSR actuators
- LD actuators
- RSD actuators
- Other OEM pneumatic valve actuators

Limit Switches

A proximity limit switch is available for remote indication of the MCV status. The limit switch will notify remote control operators when the MCV has been switched to manual mode.

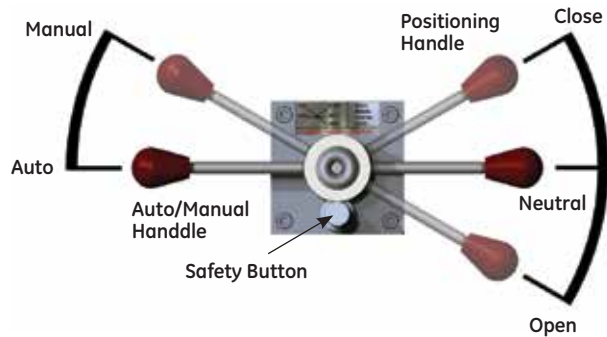



Figure 2 - MCV Handle Operating Positions

The MCV uses a two-handle system and a safety button to provide safer operation of pneumatically operated valves. The auto/manual handle is located on the left and cannot be operated without depressing the safety button. Once the auto/manual handle is moved into the manual position, all other control instrumentation are isolated. The user can then use the positioning handle located on the right hand to move the pneumatically operated valve to any desired position.

Available Models

The MCV is available in two different models – MCV-3L and MCV-3M – to accommodate power gas pressures up to 250 psig (1724 kPa).






Figure 3.1 - Model MCV-3L
MCV-3L is the standard MCV. It is capable of accepting power gas up to 150 psig (1034 kPa). This model is shown with optional locking provision.



Figure 3.4 - MCV Optional Positioning Handle Locking Provision
All MCV models are available with an optional positioning handle locking provision. This locking option allows the user to lock the control valve in either the full-open or full-closed position. This feature is useful during maintenance to provide lock out capabilities when it is desired to leave a valve in the full-open or full-closed position. The positioning handle locking provision may be combined with the auto/manual locking provision.



Figure 3.5 - MCV Standard Button Locking Provision
All MCVs include the safety button locking provision. This locking option allows the user to lock the MCV to prevent unauthorized use. The safety button locking provision provides an additional degree of security.



Figure 3.2 - Model MCV-3M
MCV-3M is used for power gas between 150 psig (1034 kPa) and 250 psig (1724 kPa). It incorporates longer handles necessary for operation with higher pressure power gas.

Other Options

GE offers a variety of overrides for valve actuators. Manual and automatic overrides are available to suit application requirements.

- Electrical overrides (solenoid valves)
- Pressure overrides
- Manual handwheel overrides
- Hydraulic pump override for large valves

Materials of Construction

Body	Carbon steel
Body bolts	316 stainless steel
Body O-rings	Buna-n
Handle knobs	Plastic
Handles	316 stainless steel
Internals	Precision-lapped carbon steel and cast iron
Weight	10 lbs (4.5 kg)
Mounting	Face mount
Dimensions	11.625" x 4" x 4.25" (295 mm x 102mm x 108 mm)
Coating	Epoxy
Options	Locking provision Limit switches

Specifications

Type	Rotary-lapped ports with communication channels Manual operation required for pneumatic pressure to operate Five position, six ports with safety button to prevent accidental operation
Models	MCV-3L: $P_{power} \leq 150$ psig (1034 kPa) MCV-3M: 150 psig $\geq P_{power} \leq 250$ psig (1034 kPa $\geq P_{power} \leq 1724$ kPa)
Ports	All body ports 1/4" FNPT
Flow Capacity	Cv= 0.35